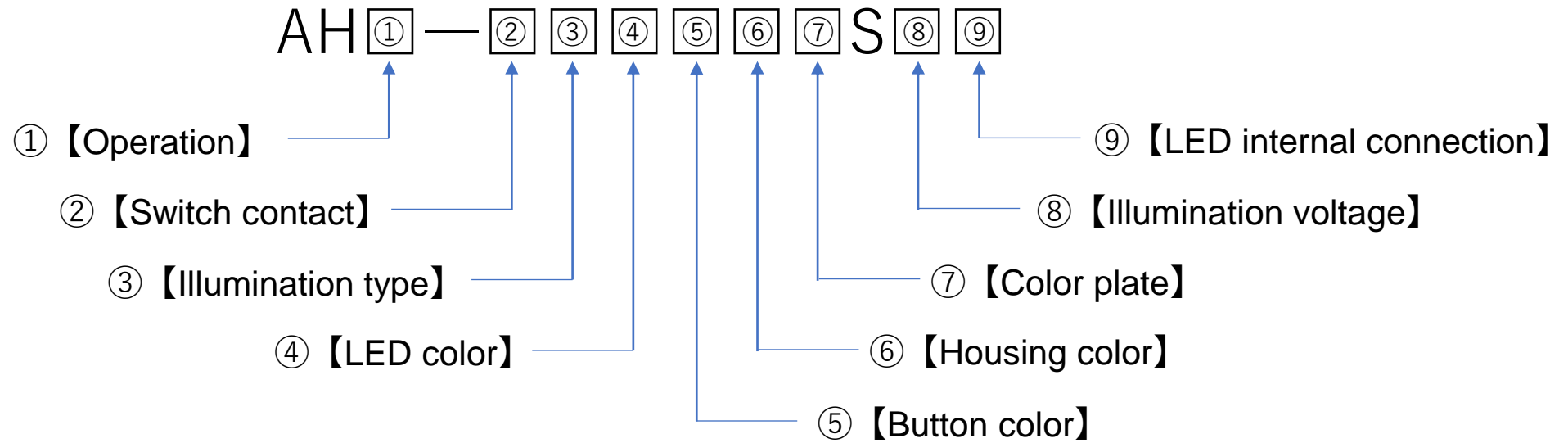



# AH



# AH

AH ① — ② ③ ④ ⑤ ⑥ ⑦ S ⑧ ⑨

## ① 【Operation】 (Distinguished by Marking) ※ Ref. (A)

Marking = Product code

Operation	Product code
Momentary	M
Indicator	L
Flat Indicator	F

## ② 【Switch contact】 (Distinguished by Marking) ※ Ref. (B)

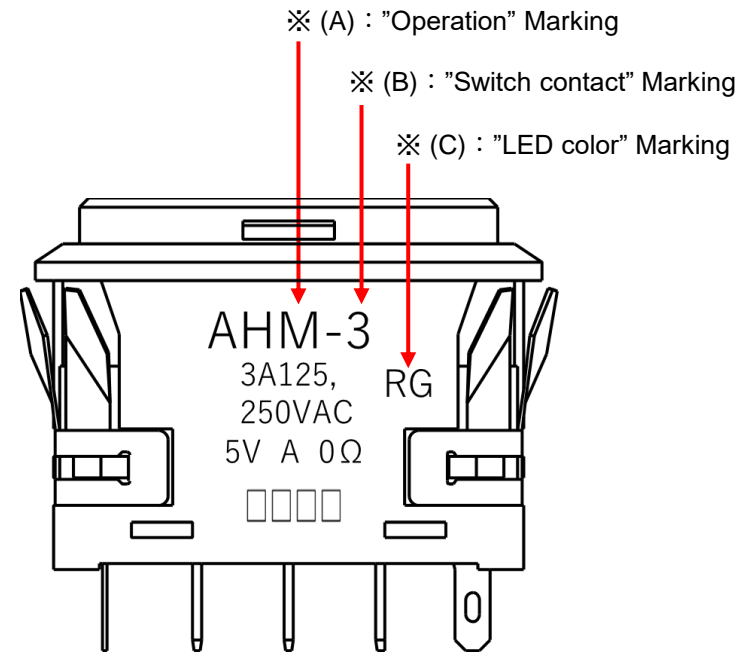
Marking = Product code

Switch contact	Product Code
Indicator	0
SPDT ・ Silver (Gold-Plated)	3
SPDT ・ Crossbar	5

## ③ 【Illumination type】 (Distinguished by Marking)

"LED color" Marking	Product code
"Without Marking" or "1 digit"	W0
"2 digit "	W3

※ Ref. (C)



# AH

AH ① — ② ③ ④ ⑤ ⑥ ⑦ S ⑧ ⑨

## ④ 【LED Color】 (Distinguished by Marking)

Marking	Product code
R	70
G	80
Y	90
RG	7080
GY	8090
YR	9070
(without)	X

※ Ref. (C)

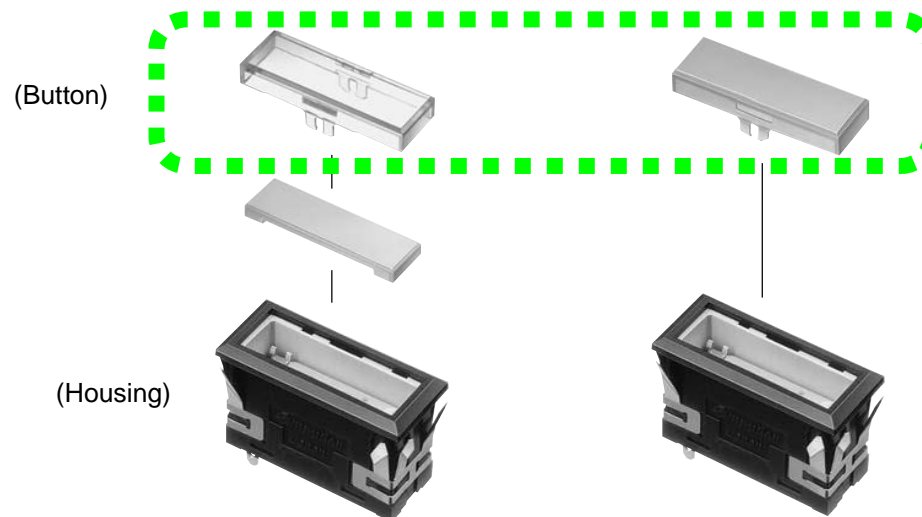
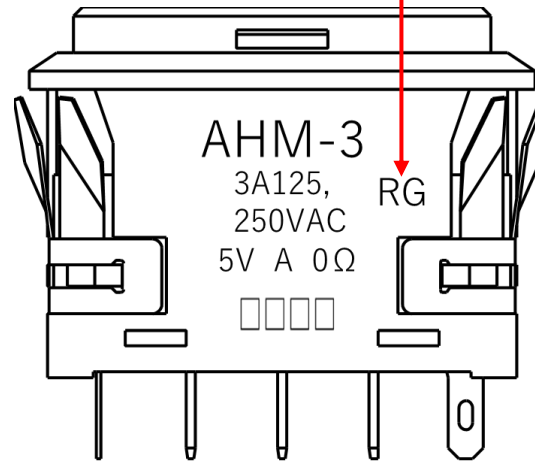
## ⑤ 【Button color】 (Distinguished by Appearance)

Button color	Product code
Red	R
Green	G
Orange Yellow	O
Lemon Yellow	Y
Milk-White	M
Clear	C
(without button)	X

## ⑥ 【Housing color】 (Distinguished by Appearance)

Housing color	Product code
Black	K
Gray	H

※ (C) : "LED color" Marking



AH

AH①—②③④⑤⑥⑦S⑧⑨

⑦ 【Color plate】 (Distinguished by Appearance )

Color plate	Product code
Red	1
Green	2
Orange Yellow	3
Milk-White	4
Lemon Yellow	8
(without Color plate)	X

⑧ 【Illumination voltage】 (Distinguished by Marking )

"Illumination voltage" Marking	"Current limiting resistor" Marking	Product code
5V	(without Marking)	1
5V	0Ω	4
12V	(without Marking)	2
12V	0Ω	5
24V	(without Marking)	3
24V	0Ω	6
(without Marking)	(without Marking)	X

※ Ref. (D)

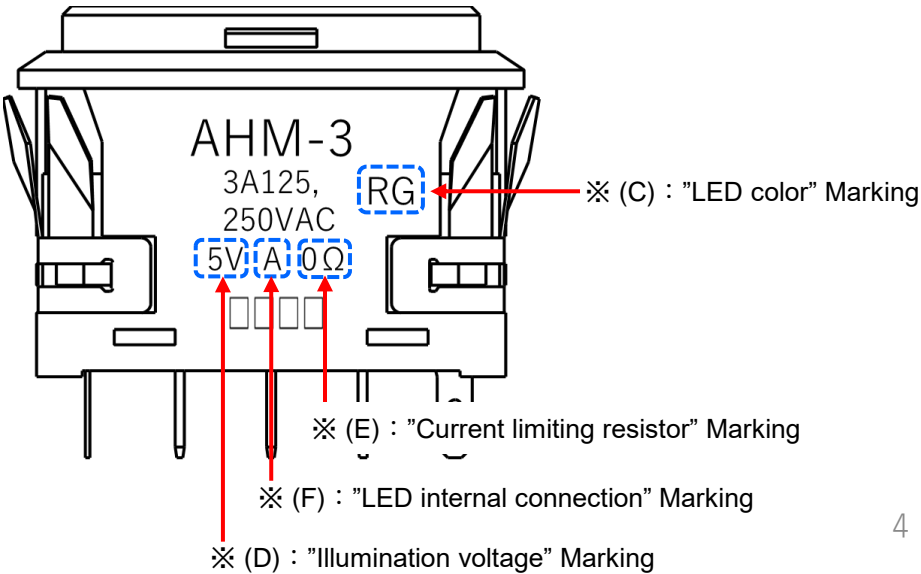

※ Ref. (E)

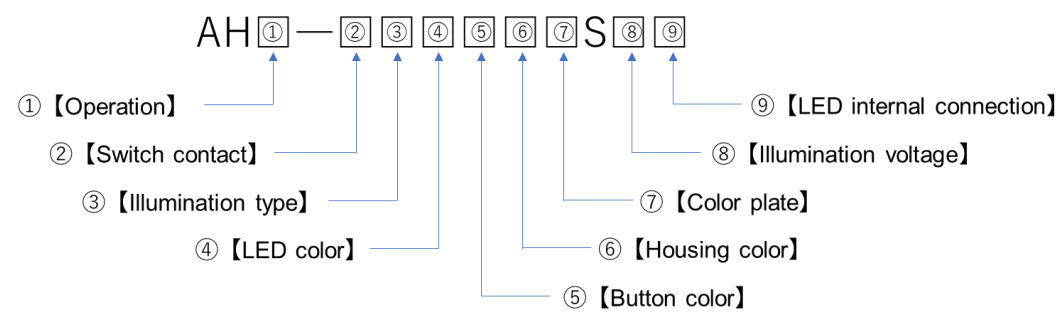
⑨ 【LED internal connection】 (Distinguished by Marking )

"LED internal connection" Marking	"LED color" Marking	Product code
A	"2 digit"	A
K	"2 digit"	K
(without)	"1 digit"	D
(without)	"without"	X

※ Ref. (F)

※ Ref. (C)





ex.) AHM—3W37080CK4S4A

①      ②      ③      ④      ⑤ ⑥ ⑦      ⑧ ⑨

① 【Operation】 M

② 【Switch contact】 3

③ 【Illumination type】  
LED color Marking “2 digit” : W3

④ 【LED color】 RG : 7080

⑧ 【Illumination voltage】 “5V” and “0Ω” : 4

⑨ 【LED internal connection】 “A” and “LED color = 2 digit” : A

⑤ 【Button color】 Clear : C

⑦ 【Color plate】 Milk-White : 4

⑥ 【Housing color】 Black : K

The diagram shows a cross-section of an AHM-3 switch assembly. Key components and labels include:

- Top Housing:** Labeled with "AHM-3" and "3A125, 250VAC".
- Switch Mechanism:** Includes a "Current limiting resistor" and "LED internal connection".
- LEDs:** Labeled with "LED color" and "LED color Marking".
- Wiring:** Includes "5V" and "0Ω" labels for the illumination voltage.
- Internal Connection:** Labeled with "A" and "LED color = 2 digit".