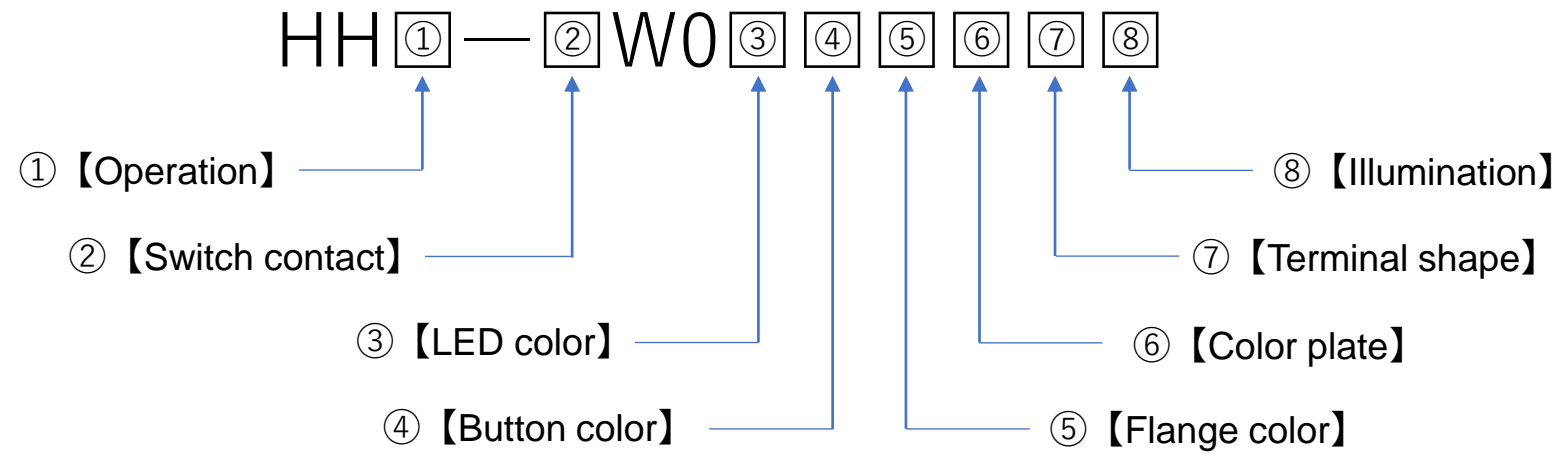



# HH



# HH

HH ① — ② W0 ③ ④ ⑤ ⑥ ⑦ ⑧

## ① 【Operation】 (Distinguished by Marking)

Marking = Product code

※ Ref. (A)

Product code
M
L

## ② 【Switch contact】 (Distinguished by Marking)

Marking = Product code

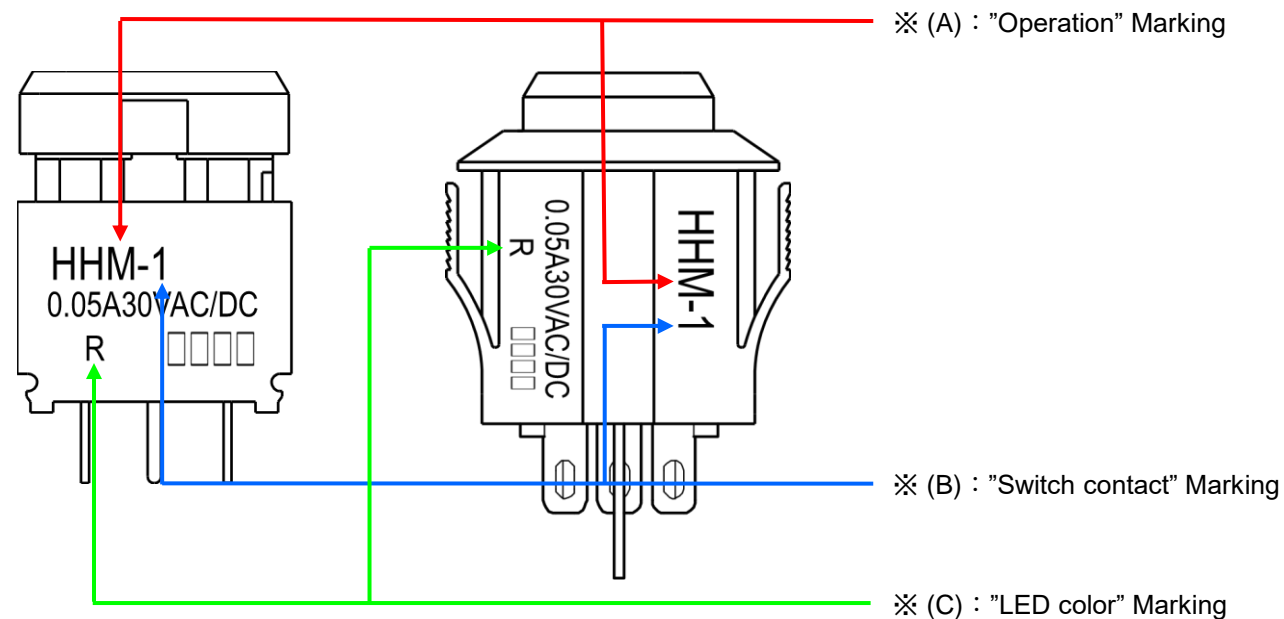
※ Ref. (B)

Product Code
0
1

## ③ 【LED Color】 (Distinguished by Marking)

Marking	Product code
R	70
G	80
Y	90
(without )	X

※ Ref. (C)



HH

HH ① — ② W0 ③ ④ ⑤ ⑥ ⑦ ⑧

④ 【Button color】 (Distinguished by Appearance )

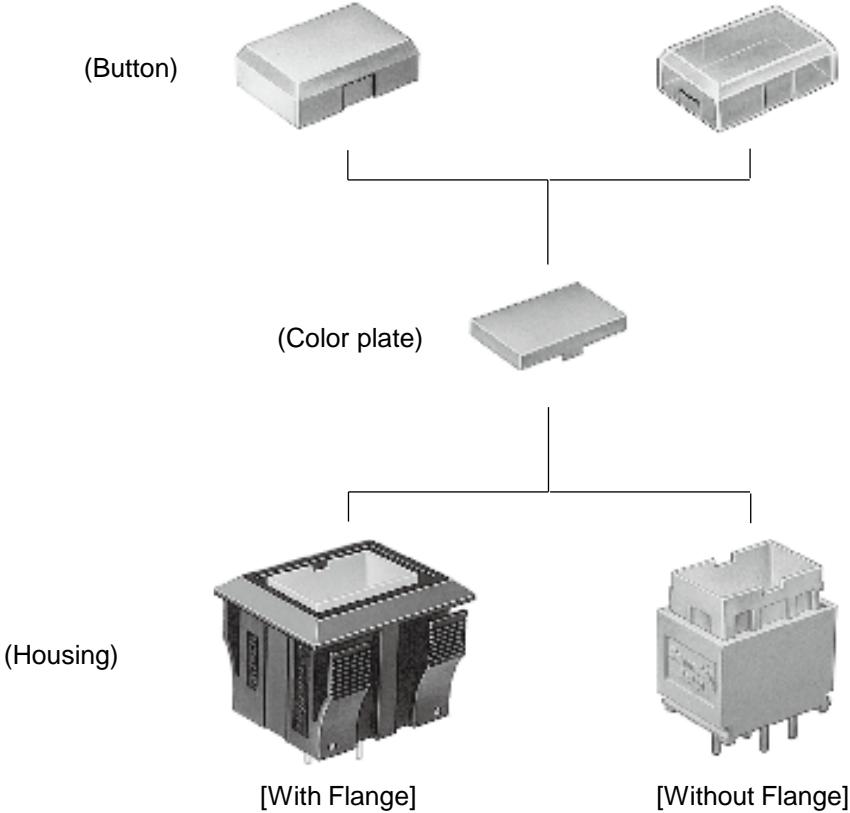
Button color	Product code
Red	R
Green	G
Orange Yellow	Y
Milk-White	M
Black	K
Clear	C
(without Button)	X

⑤ 【Flange color】 (Distinguished by Appearance )

Flange color	Product code
Black	K
Gray	H
(without Flange)	X

⑥ 【Color plate】 (Distinguished by Appearance )

Color plate	Product code
Red	1
Green	2
Orange Yellow	3
Milk-White	4
(without Color plate)	X

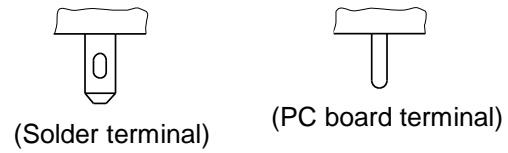


# HH

HH ① — ② W0 ③ ④ ⑤ ⑥ ⑦ ⑧

⑦ 【Terminal Shape】 (Distinguished by Appearance)

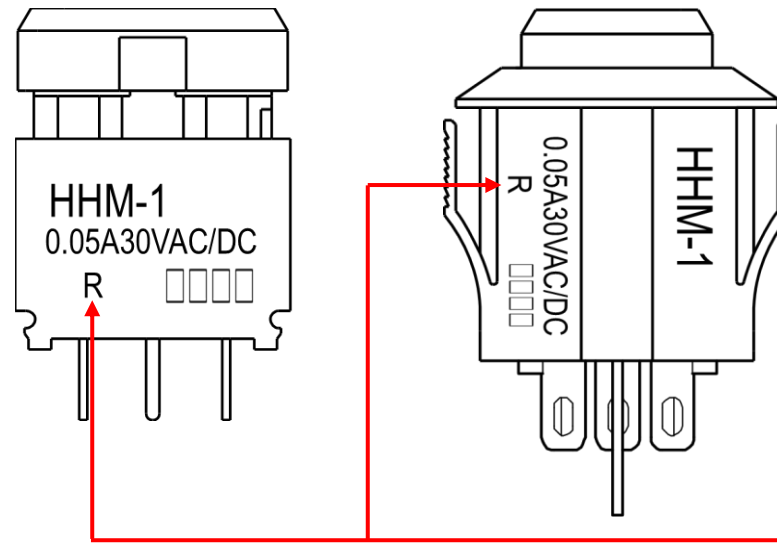
Terminal shape	Product code
Solder terminal	S
PC board terminal	C



⑧ 【Illumination】 (Distinguished by Marking)

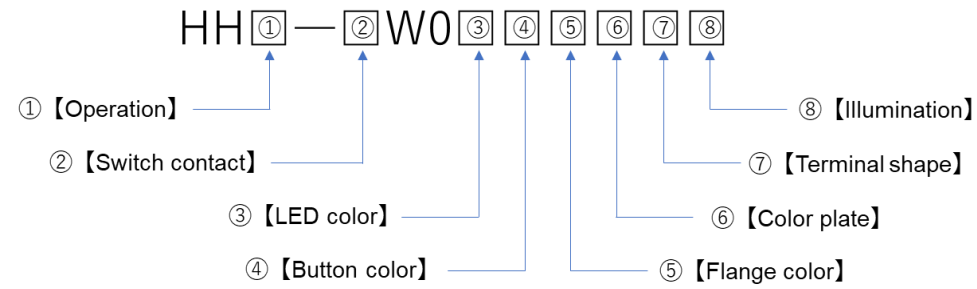
Marking	Product code
R	D
G	D
Y	D
(without )	X

※ Ref. (C)



※ (C) : "LED color" Marking

HH



ex.) HHM—1W070CX1CD

① ② ③ ④ ⑤ ⑥ ⑦ ⑧

