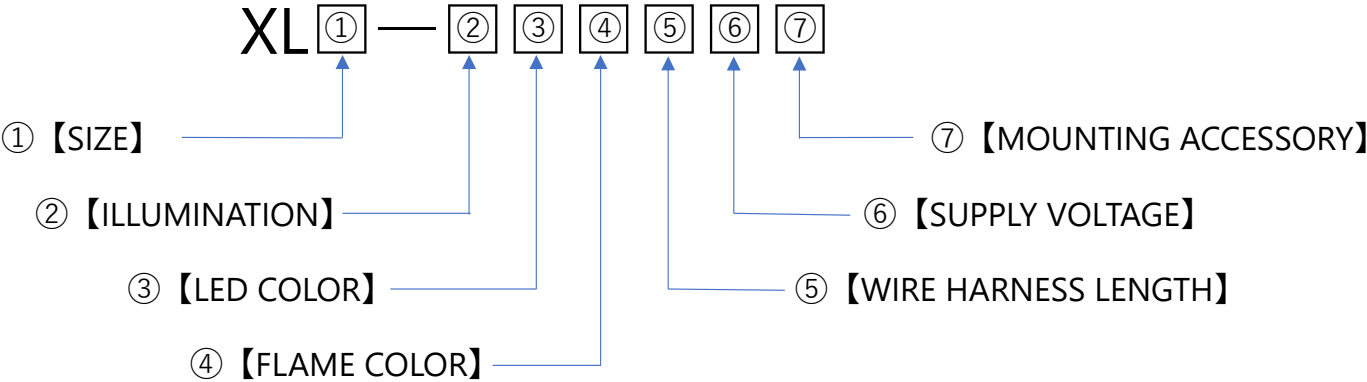


XL – Assembled Part –



XL – Assembled Part –

XL ① — ② ③ ④ ⑤ ⑥ ⑦

① 【SIZE】 (Distinguished by Appearance and Marking) ※ Ref. (A)

Marking = Product code

Dimension	Product code
240 x 84 mm	Blank
310 x 110 mm	3

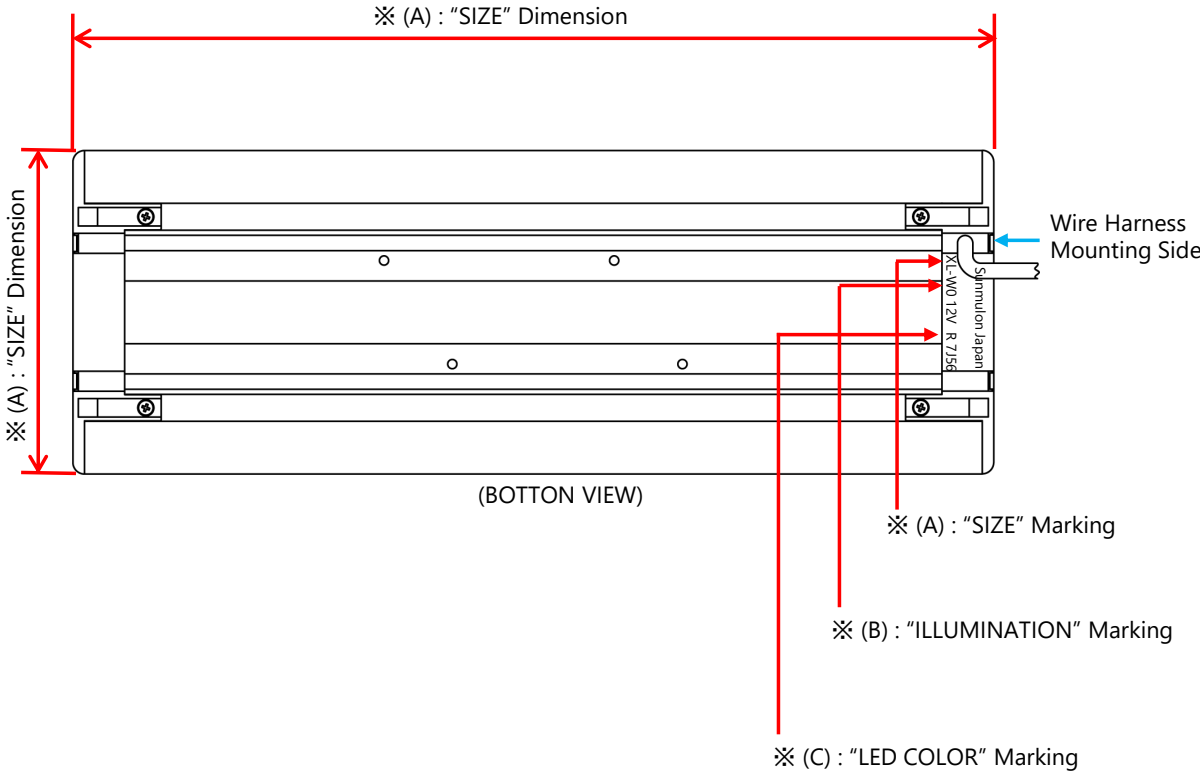
② 【ILLUMINATION】 (Distinguished by Marking) ※ Ref. (B)

Marking = Product code

Illumination type	Product code
Full-Face	W0
Dual-Color	W3

③ 【LED COLOR】 (Distinguished by Marking) ※ Ref. (C)

Marking	Product code
R	7
Y	9
B	14
W	16
M	18
RB	714
RM	718
BM	1418




XL – Assembled Part –

XL ① — ② ③ ④ ⑤ ⑥ ⑦

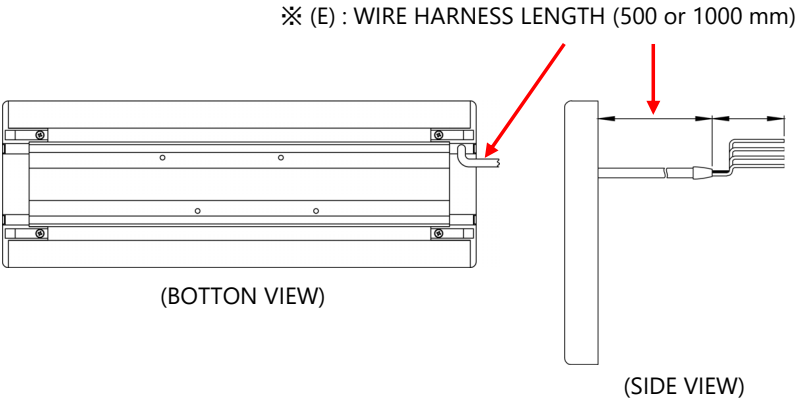
④ 【FLAME COLOR】 (Distinguished by Appearance) ※ Ref. (D)

Flame color	Product code
Black	K
Ivory	F



⑤ 【WIRE HARNESS LENGTH】 (Distinguished by Appearance) ※ Ref. (E)

Wire harness length	Product code
500 mm	W1
1000 mm	W2

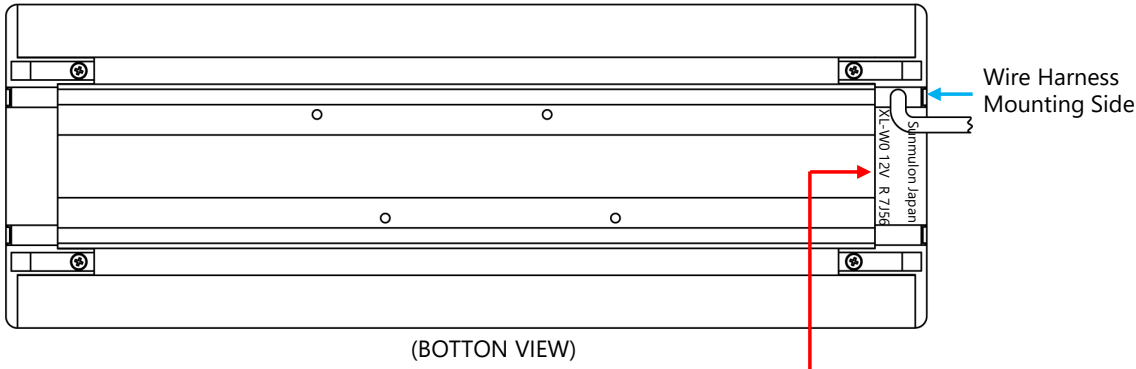


XL – Assembled Part –

XL ① — ② ③ ④ ⑤ ⑥ ⑦

⑥ 【SUPPLY VOLTAGE】 (Distinguished by Marking)※ Ref. (F)

Marking	Product code
12V	2
24V	3
A	A



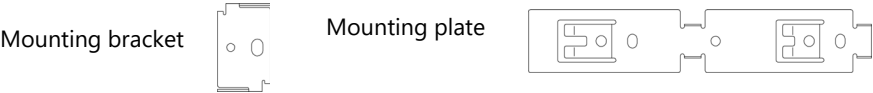
※ (F) : “Supply Voltage to LED” Marking

⑦ 【MOUNTING ACCESSORY】 (Distinguished by Appearance) ※ Ref. (G)

Mounting	Product code
Mounting parts	1
Magnet sheet	2
Not needed	X

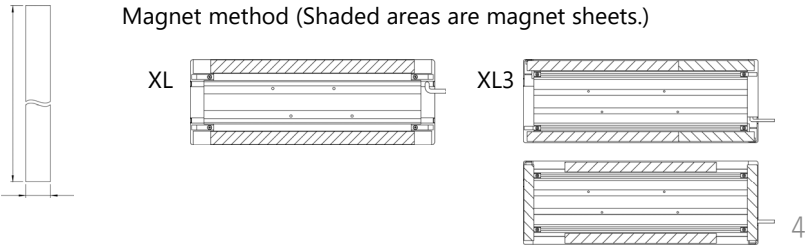
※ (G) : Mounting accessories

Mounting parts (Set of 2 mounting brackets and 1 mounting plate)

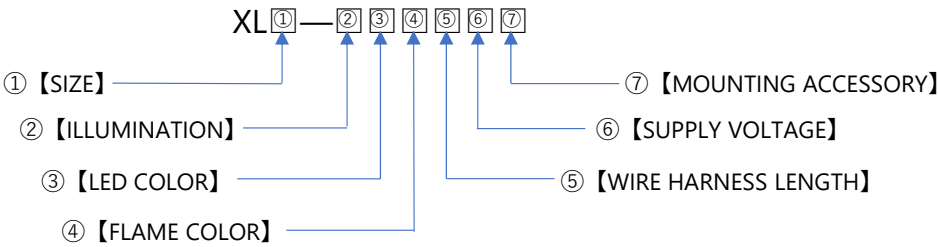


Magnet sheet

Magnet method (Shaded areas are magnet sheets.)



XL – Assembled Part –



e.g.) XL — W07KW121

① ② ③ ④ ⑤ ⑥ ⑦

